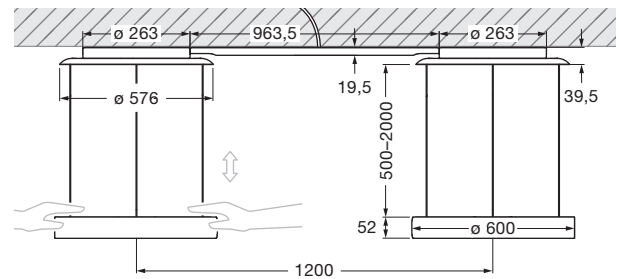


## Mito sospeso due 60 var datasheet

Annular LED suspended luminaire with double-sided light emission and a diameter of 60 cm each. There is a choice of two lighting effects. table (wide) for use over tables – wide light beam downwards and upwards. room (narrow) for freely suspended luminaire lighting – concentrated light beam directed downwards, diffused light directed upwards. The suspension length is continuously adjustable from 50 to 200 cm.

Version with integrated power supply unit for mounting on plaster surfaces; connection to 230V AC mains voltage. Can be controlled via »touchless control« (gesture control on the head) and Occhio air; alternatively, dimmable via a trailing-edge phase cut dimmer\*. The color temperature can be continuously controlled via »touchless control« or Occhio air from 2700 to 4000 K or can be preset (2700/3000/3500/4000 K).

Other versions: Mito soffitto flat (20/40/60), Mito soffitto up (20/40/60), Mito sospeso flat (40/60), Mito sospeso up (40/60), Mito sospeso trimless (40/60), Mito sospeso due (40)



incl. power supply unit (removable)  
Mito connexion L 963.5 × W 114.5 × H 19.5

dimensions in mm

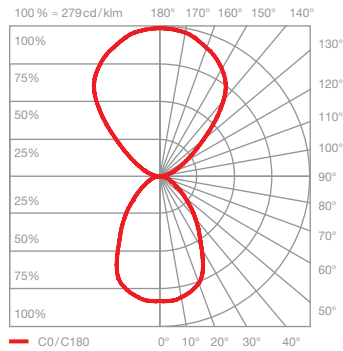
### technical data Mito sospeso due 60 var

properties	material	aluminium, painted, anodised or PVD-coated steel, plastic, optical silicone
	height adjustment	500–2000 mm (variable)
	weight	9.5 kg
surface	head	bronze, matt gold, rose gold, matt silver, matt white, matt black
	canopy / connexion	matt white, matt black
Occhio »color tune« LED	average life time	> 50.000 hrs
	energy efficiency class	A+
	power	2 × 60 W
	color rendering index	high color; CRI Ra 95
	color temperature	2700–4000 K
	recommended use	residential and commercial
electricity	dimming	»touchless control« and Occhio air (optional) or via trailing-edge phasecut dimmer*
	connection	230 V AC
	permitted operating conditions	max. 30°C for indoor use only

\* For a list of compatible dimmers, see [www.occhio.de/dim\\_en](http://www.occhio.de/dim_en), trailing-edge phasecut dimmer and Occhio air not combinable



## Mito sospeso due 60 var lighting effects



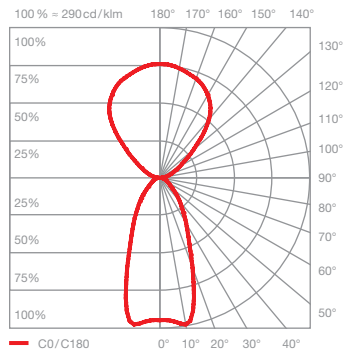
### table (wide)

wide light beam (up and down), beam angle approx. 80° (down)

inserts: wide / flood

luminous flux: high color 2 x 60W 3330lm

UGR (4H8H) < 19



### room (narrow)

concentrated light downwards, beam angle approx. 50°, diffuse upwards

inserts: narrow / diffuse

luminous flux: high color 2 x 60W 3210lm

UGR (4H8H) < 19