

MIDJ INITALY

Apelle libreria

design Beatriz Sempere, 2013

Wall bookcase with steel structure. Wooden shelves. Optional: leather drawers. The bookcase collection is composed by other three models with different height starting from one single drawer to four.



Colors and Materials


Structure




White Steel



Sand Steel




Pastel Yellow Steel



Grafite Steel



Black Steel




Light blue steel
1 color




Ocean Blue Steel




Bronze Steel



Fango Steel



Light Grey Steel




Brown Steel



Ocher Steel



Facepowder Pink
Steel



Red steel



Sage Green Steel



Chrome



Pink Gold




Golden Bronze



Black Nickel

Coating



Lacquered veneered wood

9 Colors



Veneered Flamed Walnut

Extensions



Hide

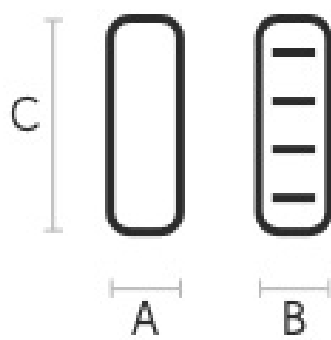
20 Colors



Tuscan Hide

3 Colors

Dimensions



	cm	inch
A	172	67.7
B	135	53.2
C	44	17.3

Materials Certifications

Lacquered veneered wood

FEATURES AND PLUS

The veneered tops are the result of a process of bonding of thin wooden sheets, obtained by the horizontal rotary cut of the trunks applied to various types of supports to produce furniture elements, which look similar to solid wood but with better performance in terms of resistance to woodworms, lightness and more stability over time.

MAINTENANCE

For the regular cleaning schedule of stained veneered tops, use a damp cloth with mild soap diluted in water or specific products. Dry with a cloth or absorbent paper. Do not use abrasive products. . In case of accidental release of liquid substances, dab immediately the surface with absorbent paper or a dry, clean cloth. Avoid proximity to heat sources. Expose the veneered wood surfaces to light, for example by opening periodically the extensions of the tables that are placed inside the structures, or by moving any objects such as vases and accessories generally resting on the top.