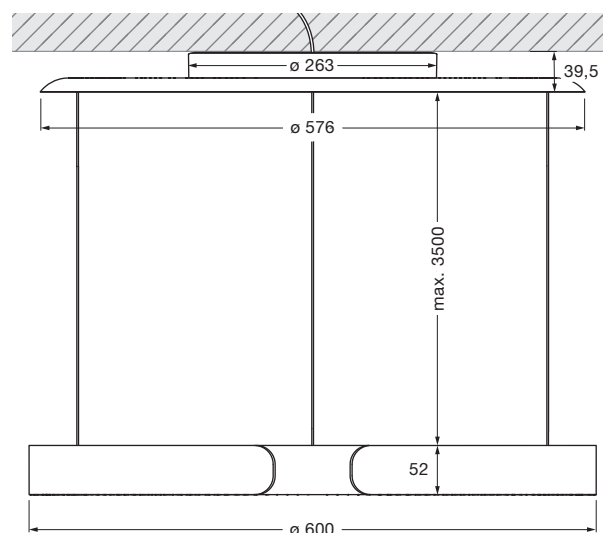


Mito sospeso 60 fix up datasheet

Annular LED suspended luminaire with double-sided light emission and a diameter of 60 cm. There is a choice of two lighting effects. table (wide) for use over tables – wide light beam downwards and upwards. room (narrow) for freely suspended luminaire lighting – concentrated light beam directed downwards, diffused light directed upwards. The maximum suspension length is 350 cm (can be adjusted during fitting).

Version with integrated power supply unit for mounting on plaster surfaces; connection to 230V AC mains voltage. Can be controlled via »touchless control« (gesture control on the head), Occhio air or DALI; alternatively, dimmable via a trailing-edge phase cut dimmer*. The color temperature can be continuously controlled via »touchless control«, Occhio air or DALI from 2700 to 4000K or can be preset (2700/3000/3500/4000 K).

Other versions: Mito soffitto flat (20/40/60), Mito soffitto up (20/40/60), Mito sospeso flat (40/60), Mito sospeso up (40), Mito sospeso trimless (40/60), Mito sospeso due (40/60)



incl. power supply unit (removable)

dimensions in mm

technical data Mito sospeso 60 fix up

properties	material	aluminium, painted, anodised or PVD-coated steel, plastic, optical silicone
	height setting	max. 3500 mm (can be adjusted during fitting)
	weight	6.0 kg
surface	head	bronze, matt gold, rose gold, matt silver, matt white, matt black
	canopy	matt white, matt black
Occhio »color tune« LED	average life time	> 50.000 hrs
	energy efficiency class	A+
	power	60 W
	color rendering index	high color; CRI Ra 95
	color temperature	2700–4000 K
	recommended use	residential and commercial
electricity	dimming	»touchless control«, Occhio air (optional), DALI or via trailing-edge phasecut dimmer*
	connection	230 V AC
	permitted operating conditions	max. 30°C for indoor use only

* For a list of compatible dimmers, see www.occhio.de/dim_en, trailing-edge phasecut dimmer, Occhio air and DALI not combinable



Mito sospeso 60 fix up lighting effects

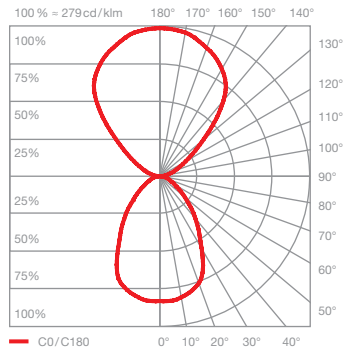


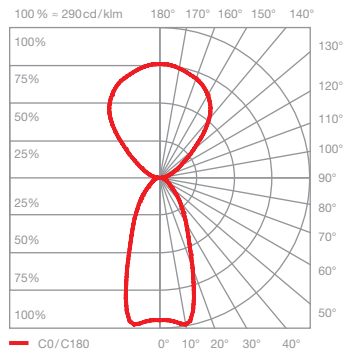
table (wide)

wide light beam (up and down), beam angle approx. 80° (down)

inserts: wide / flood

luminous flux: high color 60W 3330lm

UGR (4H8H) < 19



room (narrow)

concentrated light downwards, beam angle approx. 50°, diffuse upwards

inserts: narrow / diffuse

luminous flux: high color 60W 3210lm

UGR (4H8H) < 19

Mito sospeso 60 fix up connection diagram

A maximum of 32 Mito sospeso units can be assigned to each DALI circuit.

The Mito sospeso requires two DALI addresses per luminaire, which enables control of the top and bottom sides via their own respective DALI address. The maximum output is reached if both DALI luminaires (top and bottom side) are set to maximum brightness (40 W = 20 W up and 20 W down; 60 W = 30 W up and 30 W down).

The Mito sospeso units can be organized into as many as 16 groups and equipped with an additional 16 scenarios (predefined settings).

Using a DALI short address, they can be actuated and configured individually. In addition, the bi-directional data transfer lets users query the state/status of individual luminaires.

You can find more detailed information at www.occhio.de/dali.

