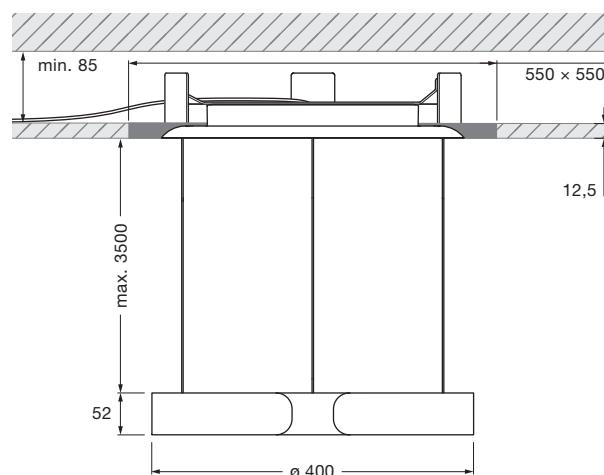


Mito sospeso 40 fix trimless datasheet

Annular LED suspended luminaire with double-sided light emission and a diameter of 40 cm. There is a choice of two lighting effects. table (wide) for use over tables – wide light beam downwards and upwards. room (narrow) for freely suspended luminaire lighting – concentrated light beam directed downwards, diffused light directed upwards. The maximum suspension length is 350 cm (can be adjusted during fitting).

Version with plastering element to be fitted flush with the ceiling in a hollow ceiling, and with integrated power supply unit; connection to 230V AC mains voltage. Can be controlled via »touchless control« (on the head) and Occhio air; alternatively, dimmable via a trailing-edge phase cut dimmer*. The color temperature can be continuously controlled via »touchless control« or Occhio air from 2700 to 4000 K or can be preset (2700/3000/3500/4000 K).

Other versions: Mito soffitto flat (20/40/60), Mito soffitto up (20/40/60), Mito sospeso flat (40/60), Mito sospeso up (40/60), Mito sospeso trimless (60), Mito sospeso due (40/60)



incl. power supply unit (removable)

dimensions in mm

technical data Mito sospeso 40 fix trimless

properties	material	aluminium, painted, anodised or PVC-coated steel, plastic, optical silicone
	height adjustment	max. 3500 mm (can be adjusted during fitting)
	weight (luminaire + mounting plate)	3.75 kg + 4.25 kg
surface	head	bronze, matt gold, rose gold, matt silver, matt white, matt black
	canopy	matt white
Occhio »color tune« LED	average life time	> 50.000 hrs
	energy efficiency class	A+
	power	40 W
	color rendering index	high color; CRI Ra 95
	color temperature	2700–4000 K
	recommended use	residential and commercial
electricity	dimming	»touchless control« and Occhio air (optional) or via trailing-edge phasecut dimmer*
	connection	230 V AC
	permitted operating conditions	max. 30°C for indoor use only

* For a list of compatible dimmers, see www.occhio.de/dim_en, trailing-edge phasecut dimmer and Occhio air not combinable



Mito sospeso 40 fix trimless lighting effects

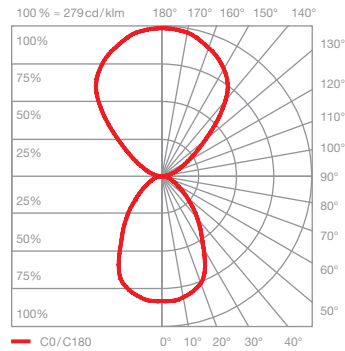


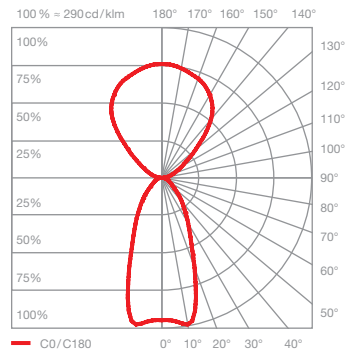

table (wide)

wide light beam (up and down), beam angle approx. 80° (down)

inserts: wide / flood

luminous flux: high color 40W 2220lm

UGR (4H8H) < 19



room (narrow)

concentrated light downwards, beam angle approx. 50°, diffuse upwards

inserts: narrow / diffuse

luminous flux: high color 40W 2140lm

UGR (4H8H) < 19