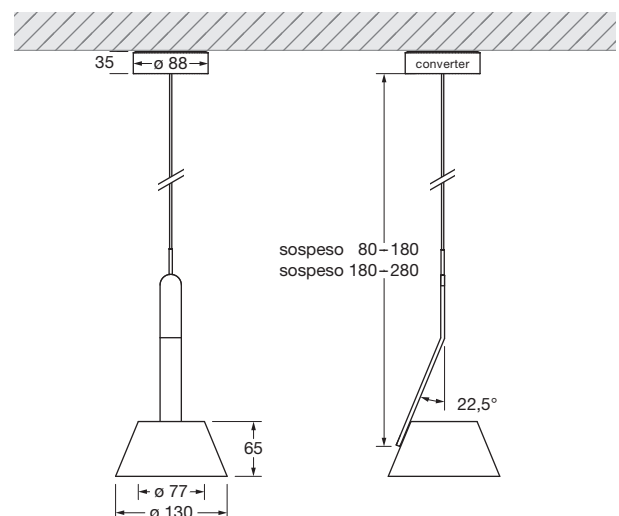


## lei sospeso up datasheet

LED pendant luminaire with conical head. Version with surface mount transformer for fitting onto solid ceiling/wall with cable outlet, power supply with internal power source (converter). Freely moveable through Occhio 3d-kinematics with two axes of rotation at an angle of 22.5° to each other, use via thermally insulated lampshade. Removable head for maintenance purposes, replaceable LED chip. Lighting effect can be changed via adjustable iris aperture, alternatively an insert with soft edge glass for diffuse lighting effect is available, lampshade white matt, translucent. Power 9W switchable and dimmable via sensor button on the back of the head. Power supply via AC adapter (converter), cable rolled up in the base (can be deactivated). The finishes of the aperture, cover, arm and base are freely configurable.

More versions: sospeso flat (with flat base), sospeso track (with track mounted converter box).



dimensions in mm

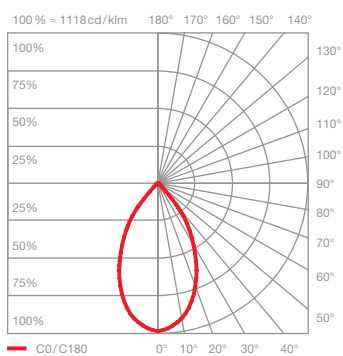
### technical data lei sospeso up

properties	material	aluminium, steel chrome-plated, painted or anodised, plastic, glass, stainless steel, optical plastic	
	height adjustment element	integrated in the base	
	turning range body	360° (with stop)	
	turning range head	360°	
	weight	0.8 kg	
surface	shade	matt white (translucent)	
	aperture, cover	matt gold, rose gold, bronze, chrome, matt chrome, glossy white, matt white, glossy black, matt black	
	body	chrome, matt chrome, matt white, matt black	
	base	chrome, matt chrome, glossy white, matt white, glossy black, matt black	
Occhio LED	average life time	> 50.000 hrs	
	energy efficiency class	A++ / A+	
	power	9W	
	color rendering index	perfect color; CRI Ra 97	high flux; CRI Ra 85
	color temperature	2700 K, 3000 K	3000 K, 3500 K, 4000 K
	recommended use	residential and commercial	commercial
electricity	dimming	via sensor button on the back of the head or external with trailing edge phase-cut dimmer*	
	power supply unit	integrated operating voltage 230 V AC / 50 Hz	
	permitted operating conditions	max. 30°C for indoor use only	

\* For a list of compatible dimmers, see [www.occhio.de/dim\\_en](http://www.occhio.de/dim_en)



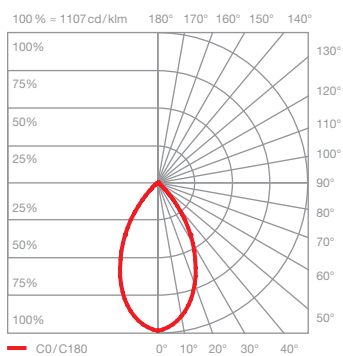
## lei sospeso up lighting effects



**lei**  
directed light  
beam angle approx. 60°

insert: iris

luminous flux:	perfect color	9W	610lm
	high flux	9W	840lm



**lei SE**  
directed light with soft contour of the  
beam angle  
beam angle approx. 60°

insert: soft edge glass

luminous flux:	perfect color	9W	560lm
	high flux	9W	760lm