

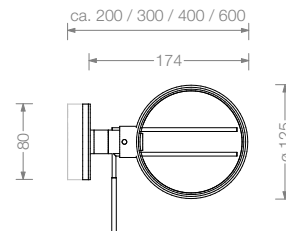
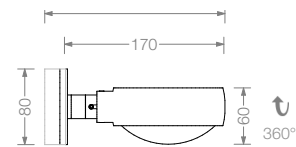
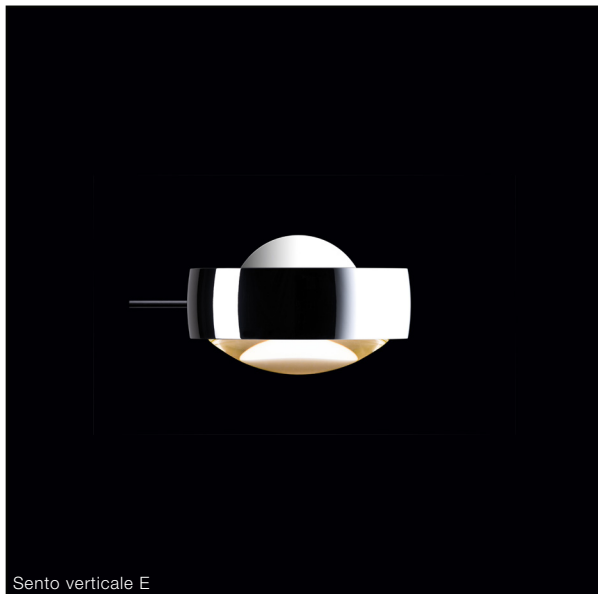
Sento verticale metal halide halogen

Wall lamp - modular system consisting of body and head

Thanks to its unique modularity the Occhio head-body system delivers impressive lighting solutions for your room. For different lighting effects diverse, turnable reflector heads are available, which can be easily substituted at any time thanks to a simple plug-in mechanism. The diverse wall and ceiling boxes allow for all recessed and surface mounting options.

Wall lamp Occhio Sento verticale consisting of

- body Occhio verticale - different length and surfaces
- head Occhio Sento - different lighting effects and surfaces
- Occhio accessories - different mounting options and surfaces



material

aluminium, brass, steel, glass

surface

head: see p.2 and p.3 cutsheet
body: chrome, chrome matt

length

20 cm, 30 cm, 40 cm, 60 cm
length including reflector head

recommended lighting effects

A, B, C, D, E see p.2 and p.3 cutsheet

light source

metal halide halogen, HIT-TC-CE, operating voltage 230 V
20 / 35 / 70 W, G8.5,
energy efficiency grade A, lifetime 8.000 h

luminous flux (bulb)

20 W / 1650 lm, 35 W / 3300 lm, 70 W / 6600 lm

color temperature/color rendering

3000 K / CRI 85

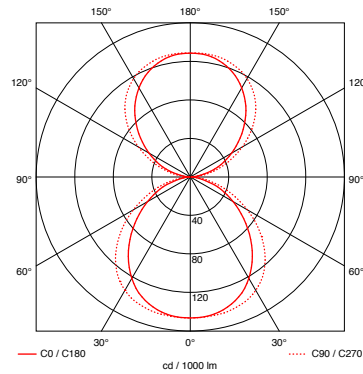

weight

body + head max. 1,7 kg

mounting accessories

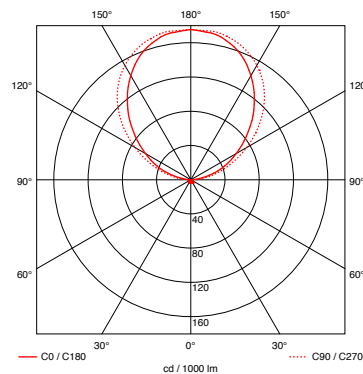

for surface or recessed mounting, see p.4 cutsheet

Sento verticale
recommended lighting effects



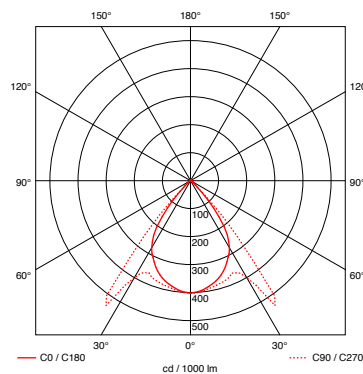
Sento A (glass matt / glass matt)
reflector head for diffuse light
in both directions

luminous efficiency
79%
glass
satinised, heat-resistant glass
ring / cover
chrome, chrome matt
white or black glossy finish
(bianco, nero)
holder
chrome, chrome matt



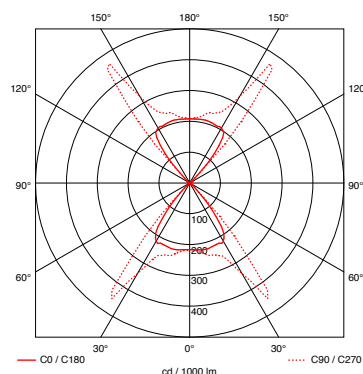
Sento B (glass matt / cover)
reflector head for diffuse light
in one direction

luminous efficiency
49%
glass
satinised, heat-resistant glass
ring / cover
chrome, chrome matt
white or black glossy finish
(bianco, nero)
holder
chrome, chrome matt



Sento C (cover / lense)
reflector head for directed light
in one direction

luminous efficiency
56%
beam angle
approx. 85°
lense
optical glass
ring und cover
chrome, chrome matt,
white or black glossy finish
(bianco, nero)
holder
chrome oder chrome matt

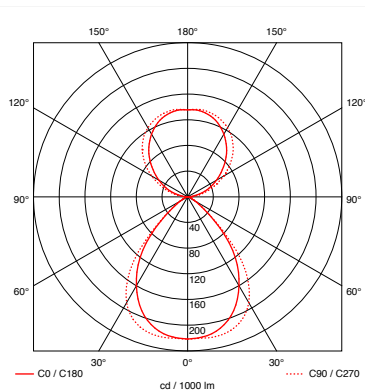


Sento D (lense / lense)
reflector head for directed light
in both directions

luminous efficiency
82%
beam angle
approx. 85°
lense
optical glass
ring
chrome, chrome matt,
white or black glossy finish
(bianco, nero)
holder
chrome oder chrome matt

cutsheet

Sento verticale recommended lighting effects



Sento E (glass matt / lense)
reflector head for diffuse light in one and
directed light in the other direction

luminous efficiency

83%

beam angle

approx. 85°

glass

satinsed, heat-resistant glass

lense

optical glass

ring

chrome, chrome matt,
white or black glossy finish
(bianco, nero)



holder

chrome oder chrome matt



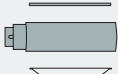


cutsheet

Sento verticale Item numbers

Item number
_chrome matt M
_chrome C

verticale				
				
20 cm	30 / 40 / 60 cm			
		max. 1 x 100W metal halide halogen B15d (max. 75W on normally inflammable surfaces)		
		length incl. reflector heads		
			20 cm	9V 11 00 _
			30 cm	9V 12 00 _
			40 cm	9V 13 00 _
			60 cm	9V 14 00 _



Sento A				
		glass matt / glass matt		
			chrom matt	8K 00 71 M
			chrom	8K 00 71 C
			bianco	8K 00 71 B
			nero	8K 00 71 N
Sento B		glass matt / cover		
			chrom matt	8K 00 72 M
			chrom	8K 00 72 C
			bianco	8K 00 72 B
			nero	8K 00 72 N
Sento C		cover / lense		
			chrom matt	7K 00 63 M
			chrom	7K 00 63 C
			bianco	7K 00 63 B
			nero	7K 00 63 N
Sento D		lense / lense		
			chrom matt	7K 00 64 M
			chrom	7K 00 64 C
			bianco	7K 00 64 B
			nero	7K 00 64 N
Sento E		glass matt / lense		
			chrom matt	7K 00 75 M
			chrom	7K 00 75 C
			bianco	7K 00 75 B
			nero	7K 00 75 N



--	--

Sento verticale Item numbers

Item number
_chrome matt M
_chrome C



mounting gear on site

flat box



for plastering or wall / ceiling box
h 8 mm, ø 80 mm

8Z 00 00 M
8Z 00 00 C

Adapter ring



for plastering box large
or large wall / ceiling box
h 10 mm, ø 138 mm

8Z 08 00 _

Electronic control gear



with cord grip,
max. cable length 150 cm

l 155 mm, b 87 mm, h 40 mm
l 150 mm, b 80 mm, h 35 mm
l 150 mm, b 80 mm, h 35 mm

CDM 20
CDM 35
CDM 70

9Z 00 20Z
9Z 00 36Z
9Z 00 71Z

Electronic control gear



without cord grip,
only for fitting in plastering
box large (ø 120 mm)

l 90 mm, b 60 mm, h 30 mm
l 90 mm, b 60 mm, h 30 mm
l 100 mm, b 75 mm, h 30 mm

CDM 20
CDM 35
CDM 70

9Z 00 20
9Z 00 36
9Z 00 71



gear in surface mounted box

Box singolo



mounting version
incl. electronic control gear
l 222 mm, w 88 mm, h 36 mm

CDM 20

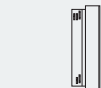
matt chrome 9Z 70 20 M F
chrome 9Z 70 20 C F
bianco / chrome 9Z 70 20 B F
nero / chrome 9Z 70 20 N F

CDM 35

matt chrome 9Z 70 35 M F
chrome 9Z 70 35 C F
bianco / chrome 9Z 70 35 B F
nero / chrome 9Z 70 35 N F

CDM 70

matt chrome 9Z 70 70 M F
chrome 9Z 70 70 C F
bianco / chrome 9Z 70 70 B F
nero / chrome 9Z 70 70 N F



track version

CDM 20

matt chrome 4Z 70 20 M F
chrome 4Z 70 20 C F
bianco / chrome 4Z 70 20 B F
nero / chrome 4Z 70 20 N F

CDM 35

matt chrome 4Z 70 35 M F
chrome 4Z 70 35 C F
bianco / chrome 4Z 70 35 B F
nero / chrome 4Z 70 35 N F

CDM 70

matt chrome 4Z 70 70 M F
chrome 4Z 70 70 C F
bianco / chrome 4Z 70 70 B F
nero / chrome 4Z 70 70 N F