

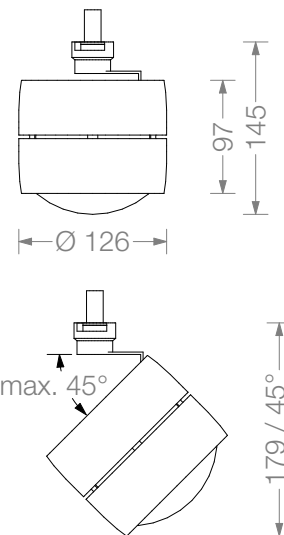
Più alto² track LED 26 W cutsheet

The Più lighting system includes recessed mounted spotlights (piano and piano in), surface mounted spotlights (alto and alto²) and track lights.

Più alto² track lights are rotatable 355° and pivotable 45° thanks to a hidden joint. However they can also be fixed in a vertical position for downlight use only.

The various optical components (inserts) can be exchanged and reassembled at any time using a simple mechanism.

The Occhio 'Smart Source' concept offers a free choice of the 4 lightsources: mains voltage halogen (HV), low voltage halogen (NV), metal halide halogen (CDM) and „next generation“ LED.



materials light fixture
aluminium, brass, steel
chrome-plated or
painted

materials inserts
optical plastic, glass

surface head
chrome, matt chrome,
glossy black (nero),
matt black,
glossy white (bianco),
matt white

surface body
chrome, matt chrome

surface track adapter
white, silver, black

rotatability body
355° (with stop)

movability head
45° (with stop)

weight
max. 1,6 kg

lighting effects
see cutsheet page 2f

dimming function
with trailing edge phase
dimmer
(list compatible
dimmer: www.occhio.de/dim)

ECG (driver)
integrated
operating voltage
230 V AC

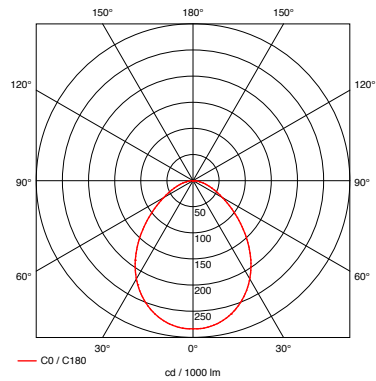

Occhio "next generation" LED

				LED high color		LED high flux		
				Ra 95	Ra 95	Ra 85	Ra 85	Ra 85
supply voltage	U	42...48 V DC (min. 22 W)	color rend. index	2700 K	3000 K	3000 K	3500 K	4000 K
average lifetime	t	> 50.000 h	color temperature					
efficiency class	EEC	A	recommended usage	residential and public		public		
power	P	26 W switchable in head	luminous flux* LED ø	2050 lm	2050 lm	2650 lm	2650 lm	2650 lm
power	P	18 W switchable in head	luminous flux* LED ø	1400 lm	1400 lm	1850 lm	1850 lm	1850 lm

* Effectively measured values at operating temperature. Nominal values from LED manufacturer are up to 20 % higher.

IP20

Più alto² track lighting effects LED

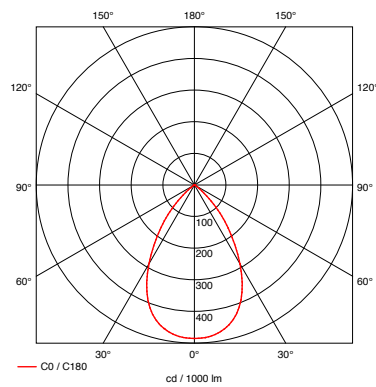



Più B LED

diffused light

insert: satinised glass

luminous flux: high color 26 W	1210 lm
high flux 26 W	1560 lm
high color 18 W	830 lm
high flux 18 W	1090 lm




Più C LED with satinised glass

scattered light
with soft widening of beam angle
beam angle approx. 100°

insert: satinised glass
lens

luminous flux: high color 26 W	1070 lm
high flux 26 W	1380 lm
high color 18 W	730 lm
high flux 18 W	960 lm



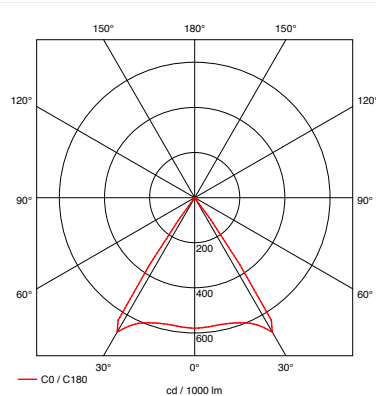

Polardiagramm similar to Più C

Più C LED with soft edge glass

directed light
with soft contour of the beam angle
beam angle approx. 80°

insert: soft edge glass
lens

luminous flux: high color 26 W	1310 lm
high flux 26 W	1700 lm
high color 18 W	900 lm
high flux 18 W	1180 lm



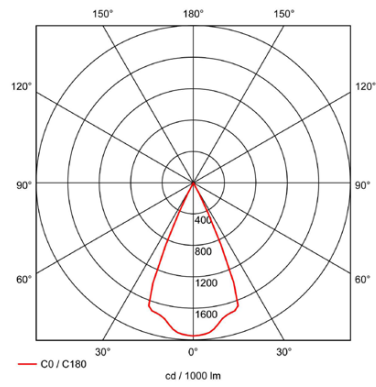

Più C LED

directed light
beam angle approx. 80°

insert: lens

luminous flux: high color 26 W	1410 lm
high flux 26 W	1830 lm
high color 18 W	970 lm
high flux 18 W	1280 lm

Più alto² track lighting effects LED

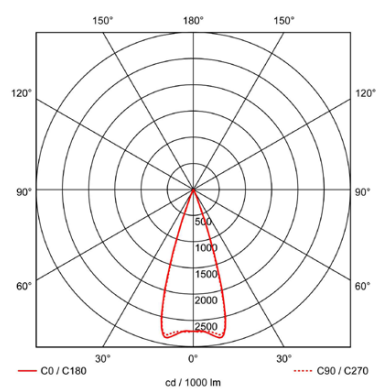



Più S 40 LED with soft edge glass

directed light
with double lens
beam angle approx. 40°

insert: double lens
soft edge glass

luminous flux: high color 26 W	1390 lm
high flux 26 W	1800 lm
high color 18 W	950 lm
high flux 18 W	1260 lm



Più S 30 LED

directed light
beam angle approx. 30°


insert: double lens
fresnel lens

luminous flux: high color 26 W	1410 lm
high flux 26 W	1830 lm
high color 18 W	970 lm
high flux 18 W	1280 lm

Più alto² track LED 26 W

article numbers



















color code
complete article number with
color code: ___

track adapter ___
body ___
head ___ 

	head	body	track adapter
C C W	chrome	chrome	white
M M M	matt chrome	matt chrome	silver
C B W	glossy white (bianco)	chrome	white
M W W	matt white	matt chrome	white
C N S	glossy black (nero)	chrome	black
M S S	matt black	matt chrome	black

LED 26 W

high performance LED (exchangeable)
26 W / 18 W switchable (excl. chip), converter integrated,
dimnable via trailing edge phase dimmer, incl. 3-phase adapter

head	Più alto ² track LED 26 W		article no.
B 	B 	satinsed glass diffuse	1A 23 59 ___ please add color code
C 	C 	lens 80°	1A 23 58 ___
S 40 	S 40 	double lens with soft edge glass 40°	1A 23 54 ___
S 30 	S 30* 	double lens and fresnel lens 30°	1A 23 52 ___
	*not combinable with additional inserts		
inserts optional		LED spot lens (to adapt version C to S 40 in combination with soft edge glass)	1X00 60 1
		LED fresnel lens (to adapt version C to S 30 in combination with LED spot lens)	8K 60 80
		filter red	8K 60 2R
		filter green	8K 60 2G
		filter blue	8K 60 2B
		filter yellow	8K 60 2Y
		filter magenta	8K 60 2M
		satinsed glass	8K 60 40
		soft edge glass	8K 60 35
		only for version C	
light source + don't forget to order		26 W LED »next generation« 2700 K high color CRI 95 3000 K high color CRI 95 3000 K high flux CRI 85 3500 K high flux CRI 85 4000 K high flux CRI 85	626 95 27 D 626 95 30 D 626 85 30 D 626 85 35 D 626 85 40 D
!	Più alto 3d track spotlight also available for 1 track phase version, item no. 1D _____ 1		