

**Description:**

Double-shade suspension lamp available in two lengths. Direct and diffused light. Matte lacquered finishes, with different combinations: grey, snow, lemon, mango, clear turquoise, and aqua. Black cable.

Materials:

Metal.

Finishes:

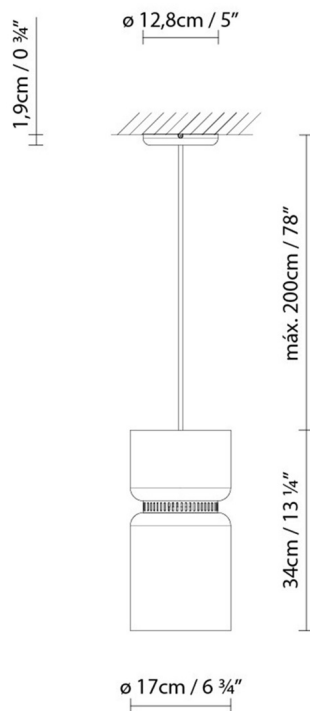
Grey, snow, lemon, mango, clear turquoise and aqua, all of which may be combined.

Certifications:

IP20

230V

ASPEN S17A LED

**Light source:**

LED 17,5W 1550lm 230V 3000K CRI>80

LED A

Weight :

Net kg.: 2.0

Gross kg: 2.1

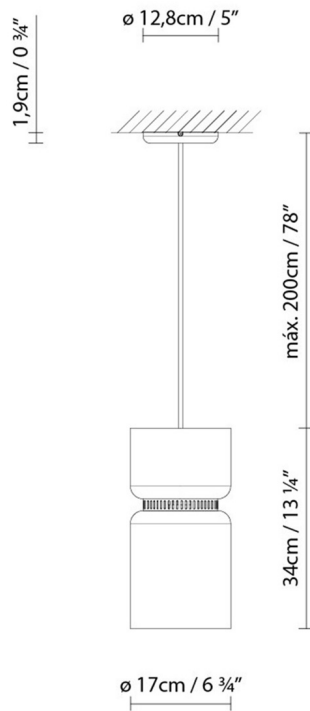
Packaging:

N. packages: 1

Volume m3: 0.030

Dimensions cm: 53x24x24

ASPEN S17A (E27)



Light source:

Fluo. max. 30W (E27)



Halo. ECO max. 70W (E27)



Weight :

Net kg.: 2.0

Gross kg: 2.1

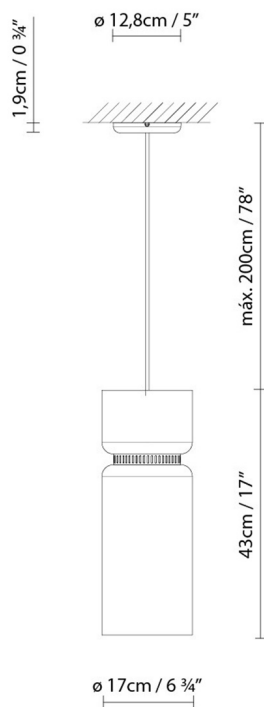
Packaging:

N. packages: 1

Volume m3: 0.030

Dimensions cm: 53x24x24

ASPEN S17B LED



Light source:

LED 17,5W 1550lm 230V 3000K



Weight :

Net kg.: 2.0

Gross kg: 2.1

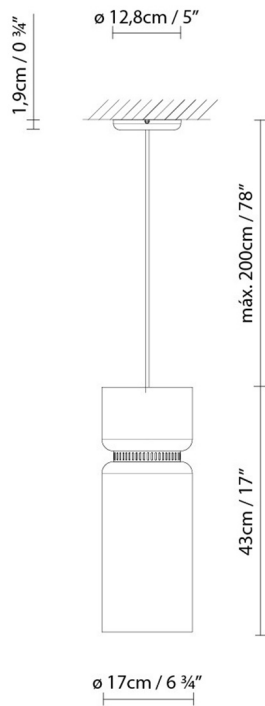
Packaging:

N. packages: 1

Volume m3: 0.030

Dimensions cm: 53x24x24

ASPEN S17B (E27)



Light source:

Fluo. max. 30W (E27)



A

Halo. ECO max. 70W (E27)



D

Weight :

Net kg.: 2.0

Gross kg: 2.1

Packaging:

N. packages: 1

Volume m3: 0.030

Dimensions cm: 53x24x24

Collection



Designer
 Instrucciones de montaje
 Technical drawing
 Fotometría