
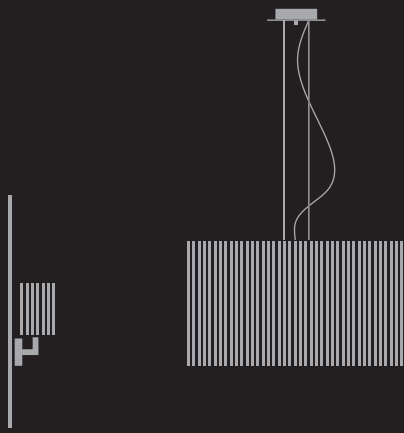


AXO<sup>®</sup> LIGHT 08



CLAVIUS

---

# CLAVIUS

---

## DESIGN MANUEL VIVIAN

Collezione di lampade con montatura cromata e paralume lavorato a mano con fili di seta. Disponibile in tre colori: bianco avorio, tabacco e nero. Diffusore in metacrilato opalino.

Lamp collection with chrome-plated frame and handmade silken thread lampshades. Available in three colours: ivory white, tobacco or black. Opal methacrylate diffuser.

Leuchtenkollektion mit verchromter Struktur - handgefertigter Lampenschirm aus Seidenfäden in elfenbein, tabakfarben oder schwarz. Opaler Methacrylreflektor.

Collection de lampes avec structure chromée et abat-jour en fil de soie fabriqué à la main. Disponible en trois couleurs: "blanc d'ivoire", "tabac" et noir. Diffuseur en méthacrylate opalin.

Colección de lámparas con engarces cromados y pantalla hecha a mano con hilos de seda. Disponible en tres colores: blanco avorio, tabaco y negro. Difusor de metacrilato opalino.

Коллекция светильников с хромированной структурой и абажуром, выполненным ручной работы из тонких нитей, создавая шёлковый эффект. Цвета в наличии: белый слоновой кости, табачный, чёрный. Рассеиватель из матового метакрилата.



SP CLAVIU - 3 x max 100 w - IAA/F  - 3 x E27 / 1 x max 39 w - FDH  - 1 x G5 / PT CLAVIU - 2 x max 100 w - IAA/F  - 2 x E27

SP CLAY 40 - 4 x max 60 w - IAA/F  - 4 x E27










## CLAVIUS


**SP CL 60 40**  
4 x max 100 w  
IAA/F   
4 x E27





◀ **SP CLAVI P**  
2 x max 100 w  
IAA/F   
2 x E27

# CLAVIUS



**SP CLAV 40**  
4 x max 60 w  
IAA/F   
4 x E27

**SP CLAV 60** >  
4 x max 100 w  
IAA/F   
4 x E27

**PT CLAV 60** >  
4 x max 100 w  
IAA/F   
4 x E27



AP CLAV 30 (pg 72) - 1 x max 60 w - IBB/W - 1 x E14 / 1 x max 18 w - FSQ - 1 x G24d-2 / SP CLAVIU (pg 73) - 3 x max 100 w - IAA/F - 3 x E27 / 1 x max 39 w - FDH - 1 x G5









# CLAVIUS


## FA CLAVIU

1 x max 35 w  
HAGS/UB   
1 x GU 5.3

## ◀ AP CLAV BR

1 x max 60 w  
IBB/W   
1 x E14

## ◀ LT CLAVI P

2 x max 60 w  
IBB/W   
2 x E14



# CLAVIUS



## AP CLAV 45

2 x max 40 w



IBB/W 

2 x E14

2 x max 40 w

+ 1 x max 25 w

HAGS/UB + HSGST/C/UB

 + 

2 x E14 halopar 16ALU

+ 1 x G9


2 x max 18 w

FSMH 

2 x GX24q-2

## LT CLAV XP >

1 x max 60 w

IBB/W 

1 x E14







# CLAVIUS

## ◀ PL CLAVIU

3 x max 60 w

IAA/F 

3 x E27

1 x max 55 w

FSC 

1 x 2GX13

## ◀ AP CLAV PI

2 x max 60 w

IBB/W 

2 x E14

1 x max 36 w

FSD 

1 x 2G11


## AP CLAV PI

2 x max 60 w

IBB/W 

2 x E14

1 x max 36 w

FSD 

1 x 2G11









LT CLAVI P [pg 80] - 2 x max 60 w - IBB/W  - 2 x E14 / AP CLAV GR [pg 80 - 81] - 6 x max 60 w - IBB/W  - 6 x E14 / 2 x max 24 w - FDH  - 2 x G5

# CLAVIUS




**LT CLAVI P**  
2 x max 60 w  
IBB/W   
2 x E14


**LT CLAVI G**  
2 x max 100 w  
IAA/F   
2 x E27



**LT CLAV XP** >  
1 x max 60 w  
IBB/W   
1 x E14



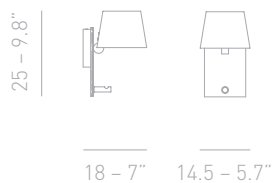
LT CLAVI G (pg 84 - 85) - 2 x max 100 w - IAA/F  - 2 x E27 / LT CLAVI P (pg 85) - 2 x max 60 w - IBB/W  - 2 x E14 / LT CLAVI XP (pg 85) - 1 x max 60 w - IBB/W  - 1 x E14



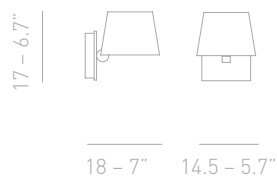




## CLARA

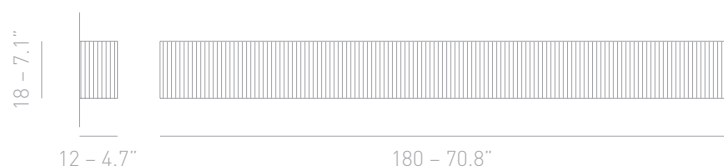


code **AP CLARA H**  
 watt 1 x max 40 w  
 bulbs/ilcos HSGST/C/UB   
 socket 1 x G9  
 marks **CE**   




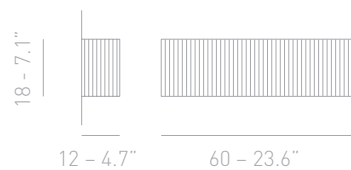
code **AP CLARA Q**  
 watt 1 x max 40 w  
 bulbs/ilcos HSGST/C/UB   
 socket 1 x G9  
 marks **CE**   

## CLAVIUS



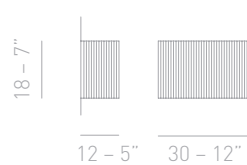
code **AP CLAV GR**  
 watt 6 x max 60 w  
 bulbs/ilcos IBB/W   
 socket 6 x E14  
 marks **CE**   

watt 2 x max 24 w  
 bulbs/ilcos FDH   
 socket 2 x G5  
 marks **CE**   



code **AP CLAV PI**  
 watt 2 x max 60 w  
 bulbs/ilcos IBB/W   
 socket 2 x E14  
 marks **CE**   

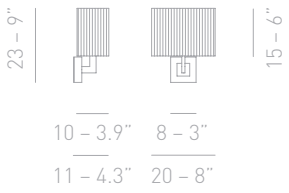
watt 1 x max 36 w  
 bulbs/ilcos FSD   
 socket 1 x 2G11  
 marks **CE**   



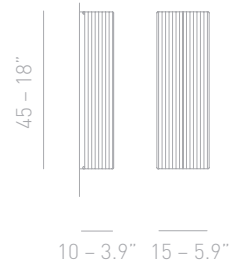
code **AP CLAV 30**  
 watt 1 x max 60 w  
 bulbs/ilcos IBB/W   
 socket 1 x E14  
 marks **CE**   

watt 1 x max 18 w  
 bulbs/ilcos FSQ   
 socket 1 x G24d-2  
 marks **CE**   

# CLAVIUS

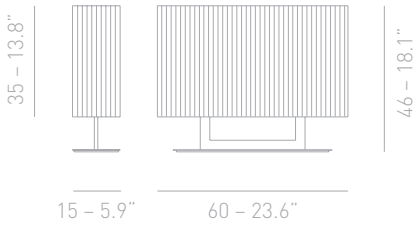


code **AP CLAV BR**  
 watt 1 x max 60 w  
 bulbs/ilcos IBB/W   
 socket 1 x E14  
 marks



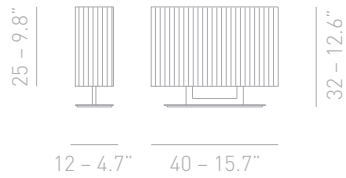
code **AP CLAV 45**  
 watt 2 x max 40 w  
 bulbs/ilcos IBB/W   
 socket 2 x E14  
 marks **ADA**

watt 2 x max 40 w  
 + 1 x max 25 w  
 bulbs/ilcos HAGS/UB  
 + HSGST/C/UB  
 +   
 socket 2 x E14 halopar 16ALU  
 + 1 x G9  
 marks **ADA**

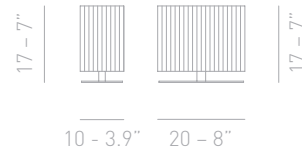


code **LT CLAVI G**  
 watt 2 x max 100 w  
 bulbs/ilcos IAA/F   
 socket 2 x E27  
 marks


watt 2 x max 18 w  
 bulbs/ilcos FSMH   
 socket 2 x GX24q-2  
 marks **ADA**




code **LT CLAVI P**  
 watt 2 x max 60 w  
 bulbs/ilcos IBB/W   
 socket 2 x E14  
 marks



code **LT CLAV XP**  
 watt 1 x max 60 w  
 bulbs/ilcos IBB/W   
 socket 1 x E14  
 marks

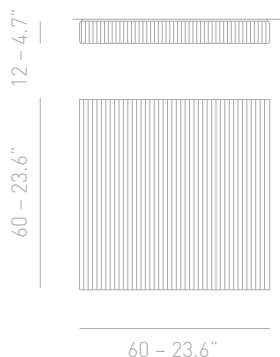


code **PT CLAVIU**  
 watt 2 x max 100 w  
 bulbs/ilcos IAA/F   
 socket 2 x E27  
 marks



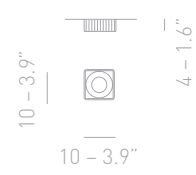
code **PT CLAV 60**  
 watt 4 x max 100 w  
 bulbs/ilcos IAA/F   
 socket 4 x E27  
 marks

# CLAVIUS

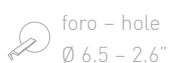


code **PL CLAVIU**  
 watt 3 x max 60 w  
 bulbs/ilcos IAA/F   
 socket 3 x E27  
 marks

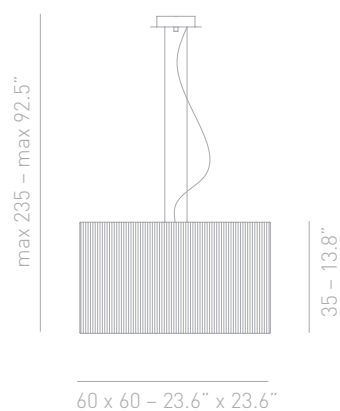
watt 1 x max 55 w  
 bulbs/ilcos FSC   
 socket 1 x 2GX13  
 marks



code **FA CLAVIU**  
 watt 1 x max 35 w  
 bulbs/ilcos HAGS/UB   
 socket 1 x GU 5.3  
 marks 12V

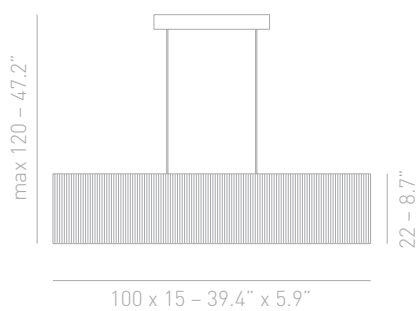


foro - hole  
 $\varnothing$  6.5 - 2.6"  
 profondità min - min depth  
 10 - 3.9"



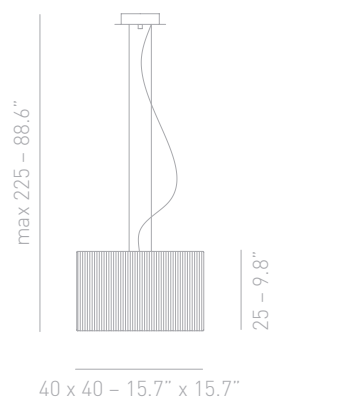
code **SP CLAV 60**  
 watt 4 x max 100 w  
 bulbs/ilcos IAA/F   
 socket 4 x E27  
 marks

rosone - canopy  
 $\varnothing$  16 - 6.3"  
 H 4 - 1.6"



code **SP CLAVIU**  
 watt 3 x max 100 w  
 bulbs/ilcos IAA/F   
 socket 3 x E27  
 marks

rosone - canopy  
 32 x 11 x H 3  
 12.6" x 4.3" x H 1.2"

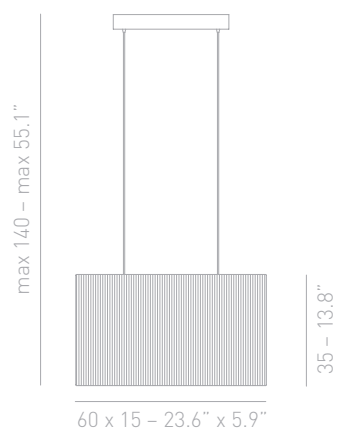


code **SP CLAV 40**  
 watt 4 x max 60 w  
 bulbs/ilcos IAA/F   
 socket 4 x E27  
 marks

rosone - canopy  
 $\varnothing$  16 - 6.3"  
 H 4 - 1.6"

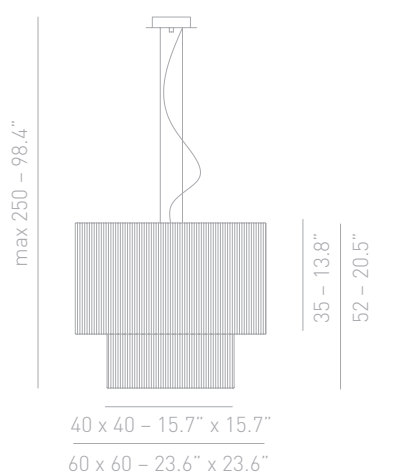
watt 1 x max 39 w  
 bulbs/ilcos FDH   
 socket 1 x G5  
 marks

rosone - canopy  
 36.5 x 11 x H 4.6  
 14.4" x 4.3" x H 1.8"



code **SP CLAVI P**  
 watt 2 x max 100 w  
 bulbs/ilcos IAA/F   
 socket 2 x E27  
 marks

rosone - canopy  
 35 x 11 x H 4  
 13.8" x 4.3" x H 1.6"



code **SP CL 60 40**  
 watt 4 x max 100 w  
 bulbs/ilcos IAA/F   
 socket 4 x E27  
 marks

rosone - canopy  
 $\varnothing$  16 - 6.3"  
 H 4 - 1.6"